

3 200m Freestyle Men Heat

Official



Entries Heats Summary



Total 13 years 14 years 15 years 16-109 years



Rank	Competitor	Age	Club	RT	PTS	Result
1	Webber Nathan	16	Tawa Swim...			2:02.14 Entry: 2:04.60 (-2.46) Q
	50m: 28.91 100m: 1:00.44 (31.53) 150m: 1:32.31 (31.87) 200m: 2:02.14 (29.83)					
2	Burns Remy	17	Pukekohe ...			2:02.33 Entry: 2:08.08 (-5.75) Q
	50m: 27.24 100m: 57.29 (30.05) 150m: 1:28.64 (31.35) 200m: 2:02.33 (33.69)					
3	Weatherley Theo	18	Enterprise ...			2:02.86 Entry: 2:06.62 (-3.76) Q
	50m: 26.72 100m: 57.45 (30.73) 150m: 1:29.99 (32.54) 200m: 2:02.86 (32.87)					
4	Biggar Luke	15	Murihiku S...			2:03.66 Entry: 2:05.36 (-1.70) Q
	50m: 29.44 100m: 1:01.61 (32.17) 150m: 1:33.12 (31.51) 200m: 2:03.66 (30.54)					
5	Woodward Monte	15	Aquabladz ...			2:04.25 Entry: 2:08.23 (-3.98) Q
	50m: 28.66 100m: 1:00.11 (31.45) 150m: 1:32.98 (32.87) 200m: 2:04.25 (31.27)					
6	McNabb Finlay	16	Blenheim S...			2:04.58 Entry: 2:07.27 (-2.69) Q
	50m: 28.98 100m: 1:00.49 (31.51) 150m: 1:32.41 (31.92) 200m: 2:04.58 (32.17)					
7	Freemantle Finn	15	St Paul's S...			2:05.10 Entry: 2:07.46 (-2.36) Q
	50m: 28.63 100m: 59.97 (31.34) 150m: 1:32.83 (32.86) 200m: 2:05.10 (32.27)					
8	Younger Jack	16	Masterton ...			2:05.17 Entry: 2:06.49 (-1.32) Q
	50m: 28.52 100m: 59.83 (31.31) 150m: 1:32.79 (32.96) 200m: 2:05.17 (32.38)					
9	O'Mara Ethan	15	Coast Swi...			2:05.31 Entry: 2:09.09 (-3.78) Q
	50m: 29.08 100m: 1:00.70 (31.62) 150m: 1:33.32 (32.62) 200m: 2:05.31 (31.99)					
10	Wang Andrew	16	Howick Pak...			2:05.40 Entry: 2:05.33 (+0.07) Q
	50m: 28.40 100m: 59.32 (30.92) 150m: 1:30.16 (30.84) 200m: 2:05.40 (35.24)					
11	Woods Zac	16	Waimea Sw...			2:05.68 Entry: 2:10.11 (-4.43) Q
	50m: 28.77 100m: 1:00.60 (31.83) 150m: 1:33.47 (32.87) 200m: 2:05.68 (32.21)					
12	Strachan Eric	15	Oamaru Sw...			2:05.99 Entry: 2:05.76 (+0.23) Q
	50m: 28.17 100m: 1:00.10 (31.93) 150m: 1:33.35 (33.25) 200m: 2:05.99 (32.64)					
13	Handford Jack	16	Coast Swi...			2:06.17 Entry: 2:09.74 (-3.57) Q
	50m: 28.48 100m: 59.56 (31.08) 150m: 1:33.14 (33.58) 200m: 2:06.17 (33.03)					
14	Commerford Lucas	15	Tawa Swim...			2:06.80 Entry: 2:12.44 (-5.64) Q
	50m: 28.82 100m: 1:01.71 (32.89) 150m: 1:35.07 (33.36) 200m: 2:06.80 (31.73)					
15	Pepers Oliver	15	Mt Maunga...			2:06.96 Entry: 2:11.01 (-4.05) Q
	50m: 29.17 100m: 1:02.10 (32.93) 150m: 1:34.79 (32.69) 200m: 2:06.96 (32.17)					
16	Cadigan Jake	16	North Cant...			2:07.05 Entry: 2:09.26 (-2.21) R1

50m: 29.67 100m: 1:01.31 (31.64) 150m: 1:34.57 (33.26)
200m: 2:07.05 (32.48)



50m: 28.27 100m: 1:00.37 (32.10) 150m: 1:33.79 (33.42)
200m: 2:07.87 (34.08)

18  **Anderson Thomas** 15  **Swim Timaru** **2:07.94** Q
Entry: 2:10.14 (-2.20)
50m: 28.47 100m: 1:00.26 (31.79) 150m: 1:33.76 (33.50)
200m: 2:07.94 (34.18)



19  **McEwan Ryleigh** 15  **Mt Maunga...** **2:07.94** R1
Entry: 2:11.80 (-3.86)
50m: 29.56 100m: 1:02.23 (32.67) 150m: 1:35.71 (33.48)
200m: 2:07.94 (32.23)



20  **Gallant Zac** 15  **Greymouth ...** **2:08.79** R2
Entry: 2:13.20 (-4.41)
50m: 28.79 100m: 1:01.13 (32.34) 150m: 1:35.05 (33.92)
200m: 2:08.79 (33.74)



21  **Webby Connor** 14  **TBSS Cent...** **2:08.87** Q
Entry: 2:14.94 (-6.07)
50m: 28.82 100m: 1:01.39 (32.57) 150m: 1:35.73 (34.34)
200m: 2:08.87 (33.14)



22  **Henderson Finn** 15  **Queenstow...** **2:09.17** Q
Entry: 2:14.85 (-5.68)
50m: 29.10 100m: 1:01.51 (32.41) 150m: 1:35.74 (34.23)
200m: 2:09.17 (33.43)

23  **Pool Harrison** 15  **Taupo Swi...** **2:09.50** Q
Entry: 2:13.69 (-4.19)
50m: 30.49 100m: 1:03.09 (32.60) 150m: 1:36.67 (33.58)
200m: 2:09.50 (32.83)



24  **Cave Thomas** 14  **Aquagym S...** **2:09.63** Q
Entry: 2:13.24 (-3.61)
50m: 29.54 100m: 1:02.35 (32.81) 150m: 1:36.30 (33.95)
200m: 2:09.63 (33.33)



25  **Narayan Ari** 14  **Hamilton Aq...** **2:09.95** Q
Entry: 2:08.79 (+1.16)
50m: 30.24 100m: 1:02.75 (32.51) 150m: 1:36.46 (33.71)
200m: 2:09.95 (33.49)

26  **Graham Jono** 14  **Selwyn Swi...** **2:09.97** Q
Entry: 2:13.39 (-3.42)
50m: 30.03 100m: 1:02.47 (32.44) 150m: 1:36.40 (33.93)
200m: 2:09.97 (33.57)



27  **Kepest Marcell** 15  **Nelson Sou...** **2:10.11** Q
Entry: 2:11.80 (-1.69)
50m: 29.65 100m: 1:02.21 (32.56) 150m: 1:35.89 (33.68)
200m: 2:10.11 (34.22)



28  **Cross Sean** 17  **Murihiku S...** **2:10.28** Q
Entry: 2:08.61 (+1.67)
50m: 29.79 100m: 1:02.39 (32.60) 150m: 1:36.20 (33.81)
200m: 2:10.28 (34.08)


































29  **Lafaale-Pucher Bishop** 14  **Pukekohe ...** **2:10.50** Q
Entry: 2:14.24 (-3.74)
50m: 29.34 100m: 1:02.34 (33.00) 150m: 1:36.88 (34.54)
200m: 2:10.50 (33.62)







30  **Shirreffs Lachlan** 15  **Hamilton Aq...** **2:10.96** Q
Entry: 2:14.21 (-3.25)
50m: 29.90 100m: 1:03.56 (33.66) 150m: 1:37.87 (34.31)
200m: 2:10.96 (33.09)

31  **Byrne Cullen** 16  **Ice Breaker...** **2:11.22** Q
Entry: 2:10.44 (+0.78)
50m: 29.58 100m: 1:02.41 (32.83) 150m: 1:37.01 (34.60)
200m: 2:11.22 (34.21)

32  **Tremblay Corey** 16  **Nelson Sou...** **2:11.32** Q
Entry: 2:10.20 (+1.12)
50m: 29.14 100m: 1:01.90 (32.76) 150m: 1:36.74 (34.84)
200m: 2:11.32 (34.58)

33  **Cameron Fletcher** 15  **Mt Maunga...** **2:11.42** Q
Entry: 2:13.94 (-2.52)
50m: 29.78 100m: 1:02.85 (33.07) 150m: 1:37.59 (34.74)
200m: 2:11.42 (33.83)

34	 Anson Lukas	16	 Selwyn Swi...	2:11.71 Entry: 2:09.64 (+2.07)	
	50m: 28.87 200m: 2:11.71 (35.13)	100m: 1:01.67 (32.80)	150m: 1:36.58 (34.91)		
35	 Herbst Zandre	13	 Whakatane...	2:11.90 Entry: 2:16.60 (-4.70)	Q
	50m: 29.16 200m: 2:11.90 (38.38)	100m: 1:01.28 (32.12)	150m: 1:33.52 (32.24)		
36	 Chase Max	13	 Ice Breaker...	2:12.01 Entry: 2:19.92 (-7.91)	Q
	50m: 28.40 200m: 2:12.01 (34.89)	100m: 1:01.89 (33.49)	150m: 1:37.12 (35.23)		
37	 Bazley Charlie	14	 Raumati S...	2:12.13 Entry: 2:15.22 (-3.09)	Q
	50m: 29.66 200m: 2:12.13 (34.28)	100m: 1:02.96 (33.30)	150m: 1:37.85 (34.89)		
38	 Beardsmore Ryan	16	 North Cant...	2:12.30 Entry: 2:10.49 (+1.81)	
	50m: 29.07 200m: 2:12.30 (33.89)	100m: 1:02.26 (33.19)	150m: 1:38.41 (36.15)		
39	 Parsons Will	14	 Ice Breaker...	2:12.33 Entry: 2:12.36 (-0.03)	Q
	50m: 30.30 200m: 2:12.33 (34.18)	100m: 1:03.77 (33.47)	150m: 1:38.15 (34.38)		
40	 Herbert Will	14	 Howick Pak...	2:12.47 Entry: 2:10.98 (+1.49)	Q
	50m: 30.12 200m: 2:12.47 (33.69)	100m: 1:03.53 (33.41)	150m: 1:38.78 (35.25)		
41	 Ray Javarn	14	 Heretaunga...	2:12.96 Entry: 2:14.59 (-1.63)	R1
	50m: 30.16 200m: 2:12.96 (33.92)	100m: 1:03.85 (33.69)	150m: 1:39.04 (35.19)		
42	 Winder Marlow	15	 North Shore...	2:13.14 Entry: 2:13.40 (-0.26)	
	50m: 29.49 200m: 2:13.14 (36.05)	100m: 1:02.21 (32.72)	150m: 1:37.09 (34.88)		
43	 Tukia Simiosi	14	 St Paul's S...	2:13.40 Entry: 2:12.76 (+0.64)	R2
	50m: 30.17 200m: 2:13.40 (34.52)	100m: 1:03.01 (32.84)	150m: 1:38.88 (35.87)		
44	 Sasamoto Kaeto	13	 Enterprise ...	2:14.03 Entry: 2:16.28 (-2.25)	Q
	50m: 31.01 200m: 2:14.03 (34.70)	100m: 1:04.46 (33.45)	150m: 1:39.33 (34.87)		
45	 Houghton Luke	14	 Liz van Wel...	2:14.21 Entry: 2:13.89 (+0.32)	
	50m: 30.07 200m: 2:14.21 (35.08)	100m: 1:04.18 (34.11)	150m: 1:39.13 (34.95)		
46	 Hape TeMaumahara	15	 Comet Swi...	2:14.61 Entry: 2:11.71 (+2.90)	
	50m: 30.70 200m: 2:14.61 (35.21)	100m: 1:04.29 (33.59)	150m: 1:39.40 (35.11)		
47	 Yin Caleb	14	 Mt Eden S...	2:14.64 Entry: 2:08.53 (+6.11)	
	50m: 29.19 200m: 2:14.64 (35.68)	100m: 1:03.03 (33.84)	150m: 1:38.96 (35.93)		
48	 Elder Isaac	15	 Central Sou...	2:15.98 Entry: 2:13.73 (+2.25)	
	50m: 31.14 200m: 2:15.98 (35.60)	100m: 1:04.86 (33.72)	150m: 1:40.38 (35.52)		
49	 Martin Lachlan	13	 Liz van Wel...	2:17.36 Entry: 2:17.41 (-0.05)	Q
	50m: 30.09 200m: 2:17.36 (36.20)	100m: 1:04.85 (34.76)	150m: 1:41.16 (36.31)		
50	 Heap James	13	 St Paul's S...	2:17.69 Entry: 2:18.63 (-0.94)	Q
	50m: 31.83 200m: 2:17.69 (36.23)	100m: 1:05.95 (34.12)	150m: 1:41.46 (35.51)		
51	 Zhang Calvin	13	 Parnell Swi...	2:19.02 Entry: 2:19.18 (-0.16)	Q

	50m: 30.90 200m: 2:19.02 (36.40)	100m: 1:05.61 (34.71)	150m: 1:42.62 (37.01)		
52	 Wills Charlie	13	 TBSS Cent...	2:20.27 Entry: 2:20.73 (-0.46)	Q
	50m: 31.07 200m: 2:20.27 (37.04)	100m: 1:06.61 (35.54)	150m: 1:43.23 (36.62)		
53	 Verran Quinn	13	 Blenheim S...	2:21.76 Entry: 2:20.23 (+1.53)	Q
	50m: 31.26 200m: 2:21.76 (37.80)	100m: 1:06.43 (35.17)	150m: 1:43.96 (37.53)		
54	 Pinkerton Logan	13	 Liz van Wel...	2:23.26 Entry: 2:16.70 (+6.56)	R1
	50m: 31.99 200m: 2:23.26 (37.12)	100m: 1:08.08 (36.09)	150m: 1:46.14 (38.06)		